



In This Issue

Grand Prairie Events3
Texas Independence Day6
Community-Wide Garage Sale7

Amenities Center and Gym Update13
St. Patrick's Day14
"I Found It" Winners15

Who to Follow on Twitter

@MiraLagosHOA

Association Information and Neighborly News

@GrandPrairiePD

Grand Prairie Police Department



@gp_tx

City of Grand Prairie, Texas



@GrandFunGP

City Parks, Arts and Recreation Department

@mansfieldisd

Mansfield Independent School District

@Gpscanner

Grand Prairie Scanner, local Police, Fire, EMS

@DFWscanner

DFW Scanner, area Fire, Police, EMS

Who's your favorite? Tweet to @MiraLagosHOA with hashtag #MLMessenger!

Find us online at:

www.facebook.com/MiraLagosHOA

www.twitter.com/MiraLagosHOA



As a nonprofit hunger relief organization, we distribute donated, purchased and prepared foods through a network of more than 340 Food Assistance Partners in 13 counties. Every day, we support the nutritional needs of children, families and seniors through education, advocacy and strategic partnerships.



North Texas Food Bank
4500 S. Cockrell Hill Road
Dallas, TX 75236-2028
214.330.1396
ntfb.org



Association Contact Information

www.miralagoshoa.com

www.texas.fsrconnect.com/miralagos

On-Site Management
Stacy McGrath, General Manager
manager@miralagoshoa.com

Matt Urbaniak,
Assistant Manager
Matt.Urbaniak@fsresidential.com

Cynthia Prox, Administrative Assistant
Cynthia.prox@fsresidential.com

817-473-6787 (office)
817-473-4978 (fax)

South Pool Office "Veranda"
3025 S. Camino Lagos
Grand Prairie, TX 75054

Office Hours
Tuesday-Saturday
8:30 am-4:30 pm
Closed Sunday and Monday

FirstService Residential
Customer Service
(877) 378-2388

Mail Payments to:
Lockbox Address
Mira Lagos Homeowner's Association
c/o FirstService Residential
P. O. Box 60200
Los Angeles, CA 90060-0200



Relationships based on respect, trust and effective communication are the cornerstone of our success.



Committee Chairs
Chair Meetings: Bi-monthly



Communications
Erik Shinkle
communications@miralagoshoa.com
Meetings: monthly

Landscape
Pam Downs
landscape@miralagoshoa.com
Meetings: 1st Wednesday monthly

Sports
Erik Shinkle
sports@miralagoshoa.com
3rd Tuesday (Apr-Sept)

Safety
Robert McLain, Chairman
safety@miralagoshoa.com
Co-chair : Cheyanne McLain
Meetings:
1st Tuesday monthly

Social
Deirdre Garrett
social@miralagoshoa.com
Meetings: 2nd Wednesday monthly

Welcome
Susan Kennedy
welcome@miralagoshoa.com
Meetings: monthly/electronically

New Members welcome on all committees!

Board of Directors
Joshua Spare, President
Eric Blackwell, Vice President
Robert McLain, Secretary
Deirdra Garret, Director
John Hughes, Director
board@miralagoshoa.com

Mira Lagos Messenger

Is the only authorized and official monthly publication for the residents of the Mira Lagos Community with news and calendar of community events endorsed by the Mira Lagos HOA & its members.

PUBLISHED BY Community News Connection, Inc.
206 W. McDermott Drive, Suite 120 • Allen, Texas 75013 • 972-396-8855
www.communitynewsconnection.com

ADVERTISEMENT SALES
For information or to place an advertisement
972-396-8855 • info@communitynewsconnection.com

Mira Lagos does not in any way endorse or support, nor does it take any credit or responsibility for the services, paid or volunteer, nor the statements made in articles or letters published herein not endorsed by the association or the group decision of the Board of Directors.

Grand Prairie TEXAS

UPCOMING EVENTS

Toddler Time

Date: 03/01/2018 10:30 AM - 11:00 AM

Location: Betty Warmack Library
760 Bardin Rd.

Grand Prairie, Texas 75052

Introduction: For toddler ages 1-3

Get ready to shake, rattle and roll as your toddler dances, marches and runs their way to literacy success! This interactive discovery time gives your child the opportunity to explore their world with new friends as they begin to move about.

Free Tax Help

Presented by AARP Volunteers

Date: 03/05/2018 11:00 AM - 3:00 PM

Location: Veterans Park Event Center
925 Conover Dr.

Grand Prairie, Texas 75051

Introduction: Volunteers from AARP hold free tax help at the Veterans Park Event center, next door to the Main Library

Free tax help is provided by AARP volunteers (American Association of Retired Persons). Tax help is each Monday and Wednesday from 11 am to approximately 3 pm (depending on demand) at the Veterans Park Event Center, located at 925 Conover Dr., next door to the Main Library.

No appointment necessary; you will be seen in the order in which you arrive. Doors open at approximately 10 am.

Tax help will begin Monday, February 5 and continue through Monday, April 16. Please bring a copy of last year's tax return, as well as any 1099 and W-2 forms.

Cupcakes and Canvas

Registration required, please email teenlibrarian@gptx.org.

Date: 03/13/2018 1:00 PM - 3:30 PM

Location: Betty Warmack Library
760 Bardin Rd.

Grand Prairie, Texas 75052

Create your very own piece of canvas artwork, and enjoy some yummy cupcakes. Registration required, email teenlibrarian@gptx.org.

Annuals: Crayons in the Landscape

Spring Gardening Series

Date: 03/22/2018 6:30 PM - 8:00 PM

Location: Main Library
901 Conover Drive

Grand Prairie, Texas 75051

This free series is presented by Susan Henson, Horticulturist and Arborist for the City of Grand Prairie

Thursdays, from 6:30-8 p.m. at the Main Library.

March 8: Spring Gardens That Work Take the guess work out of your spring garden. No one can guarantee success, but you can increase your odds. Join us, and you too can enjoy the fruits of your labor!

March 15: Organic Pest Control Is organic better? Take the mystery out of organic pest and disease control in the landscape while improving our environment.

March 22: Annuals: Crayons in the Landscape Learn the fundamentals of planning a color garden. Increase your curb appeal and be the envy of the neighborhood.

March 29: Drought Relief In this class, learn how to prevent drought stress through proper preparation and plant material selection. Find out if that plant is really dead or just dormant.



What is an HOA?

When buying a home there are a number of factors that play into your decision outside of cost and location, like neighborhood upkeep, residual home values, potential new construction. Imagine you buy a brand-new house and a year later your neighbor decides to make a modification to their home that effects the value of your home. I'm sure we have all been down that street with the eyesore of a home, or the house with weeds rather than lawn, how about the house with the old boat or the non-running cars? Home Owners Associations (HOA) are here to help home owners protect against these. The primary functions of the HOA is enforce and ensure that Covenants, conditions and Restrictions (CC&Rs) are adhered to by the individual homeowners.

Benefits of an HOA

- Maintained common areas, lawn care, flower beds, and trash pickup
- Additional community amenities, pools, parks, gym and amonite center
- Community events, and outreach opportunities
- Increased support in helping with city code enforcement
- Protected property values


What an HOA is not

- The HOA is not in place to handle neighborly disputes, IE he/she parks in front of my house.
- The HOA is not a noise complaint department, call the city code enforcement or the police for these matters.
- The HOA is not responsible for maintaining privately owned lands, IE your yard

HOAs

HOAs protect home values through CC&Rs with the aid of a management team, our community is expected to grow to approximately 2800 homes, potentially bringing our population to 10,000 or more residents. If you have issues with your neighbor please talk to them first, the management team will assist if it can but in most cases, they are limited in the assistance they can provide. For a list of CC&Rs check the FirstService Residential/ Mira Lagos HOA website <http://texas.fsrconnect.com/miralagos>.

If you are a homeowner and do not have access please contact admin@miralagoshoa.com.



THAT STREET LIGHT IS OUT!

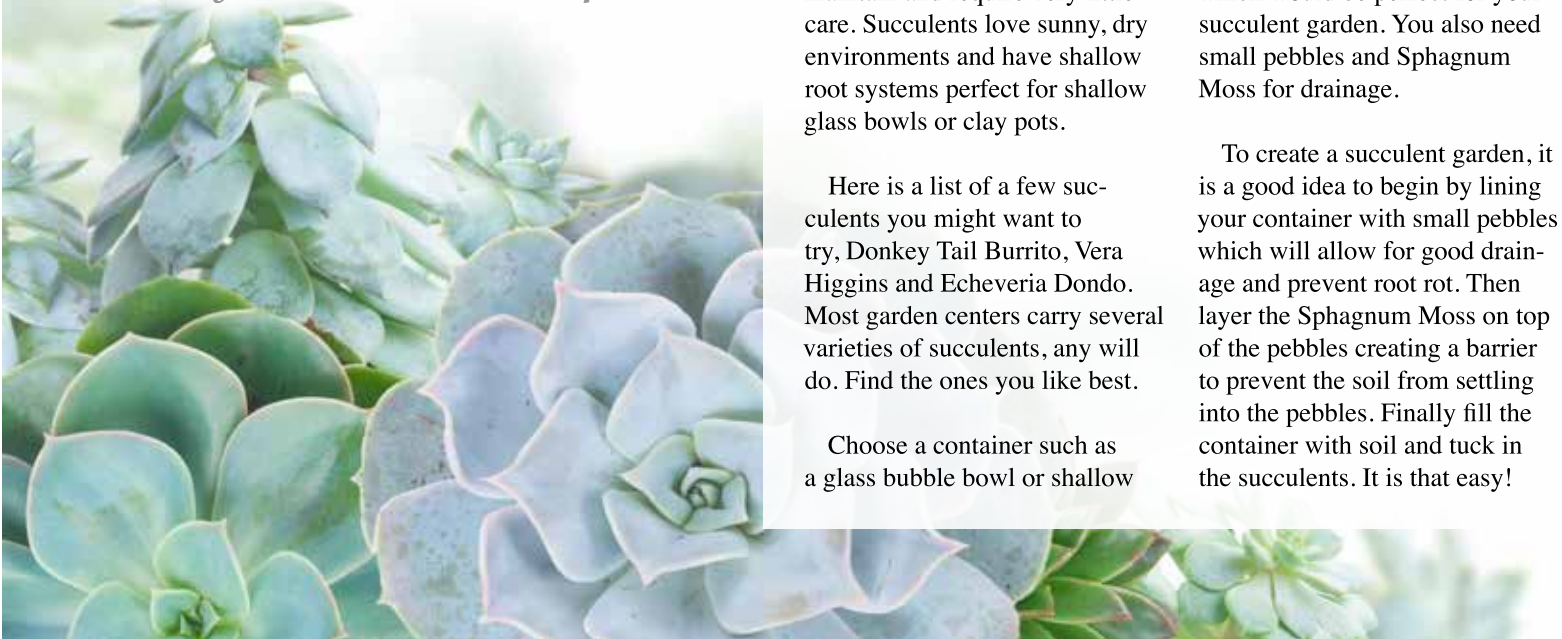
ONCOR Electric owns and maintains the tall street lights scattered throughout Mira Lagos. Should you observe a nonfunctional street light in need of service, please report the issue directly to ONCOR Electric for a prompt repair.

The company's website is www.oncor.com or call 888-317-4747.

The website is very user friendly, allowing you to input your street address and navigate with ease to the light in question. As ONCOR says, "Thanks for helping keep the lights on!"

SUCCULENT Gardens

Learn the basics of these beautiful, easy, low maintenance plants



Success

The success of this succulent garden is a sunny location and light watering.

A succulent garden is a great way to create a green table scape inside your home or outside on your patio. They are easy to maintain and require very little care. Succulents love sunny, dry environments and have shallow root systems perfect for shallow glass bowls or clay pots.

Here is a list of a few succulents you might want to try, Donkey Tail Burrito, Vera Higgins and Echeveria Dondo. Most garden centers carry several varieties of succulents, any will do. Find the ones you like best.

Choose a container such as a glass bubble bowl or shallow

pot. The best soil is equal parts of potting soil and pumice or perlite. Your garden center may carry a pre-mixed soil called Cactus Soil, which would be perfect for your succulent garden. You also need small pebbles and Sphagnum Moss for drainage.

To create a succulent garden, it is a good idea to begin by lining your container with small pebbles which will allow for good drainage and prevent root rot. Then layer the Sphagnum Moss on top of the pebbles creating a barrier to prevent the soil from settling into the pebbles. Finally fill the container with soil and tuck in the succulents. It is that easy!

Brought to You By Your Neighbor &
Mira Lagos Expert



Get Ready to Cheer On
America's Team!
Century 21 Judge Fite Co.
Is The Official Real Estate
Company of the
Dallas Cowboys!

FREE MARKET ANALYSIS
Christina Kang 817.739.7433

How To Select a Great Realtor

DO NOT blindly walk into or call a neighborhood firm and ask for an agent at random.

Ask friends and family for recommendations.

Pay attention to whether a potential agent is listening closely to what you say. Is he or she asking follow-up questions which prompt further explanation and help him or her understand exactly your needs and wants?

Give a potential agent the opportunity to educate you. A good agent should walk a customer through the buying or selling process before ever showing properties or discussing a specific transaction.

Have a good idea of what you expect from an agent and communicate those expectations. How often do you want to hear from your agent? Do you want to hold meetings at your house rather than the real estate office?

Evaluate the agent's firm and/or office. Look for a real estate organization whose agents can empower you with real estate expertise and resources and provide first-rate customer service.

Broker & State Certified Residential Real Estate Appraiser (# TX-1336180-R)



EPIC WATERS

Epic Waters is an indoor waterpark in Grand Prairie, TX, showcasing 80,000 sq. ft. of year-round water fun!

Just walking distance from The Epic, Epic Waters Indoor Waterpark is an incredible 80,000 square foot indoor/outdoor, open year-round waterpark with a beautiful curved, retractable roof. Referred to as a "cruise ship on land," there will be something for every member of your family. Eleven waterslides are featured on the waterpark's slide tower, and three of these slides are 'first of their kind' within the waterpark industry. An outdoor wave pool will be sure to excite, as well as birthday parties, private rentals, and events that will be held year-round.

Year-Round Annual Pass	Grand Prairie Residents	Non-Grand Prairie Residents
Individual	\$199 per pass	\$239 per pass
Family 4-Pack	\$174.75 per pass	\$199.75 per pass
Family 4-Pack Add-On	\$129 per pass	\$169 per pass

Daily Admission	Grand Prairie Residents	Non-Grand Prairie Residents
Any Day - Under 48"	\$14	\$24
Any Day - Over 48"	\$19	\$29
Spectator <small>(No swimming or participating)</small>	\$5	\$9

* Children 3 years and younger are free
 * Proof of valid Grand Prairie residency must be provided upon purchase and/or use of passes

FOR MORE INFORMATION GO TO WWW.EPICWATERSGP.COM



Thank the Welcome Committee members for assisting in the delivery of new bags to homeowners. Any current (new) homeowners that are interested in helping on the committee, please drop an email to welcome@miralagoshoa.com.

Mira Lagos HOA Pet Tags

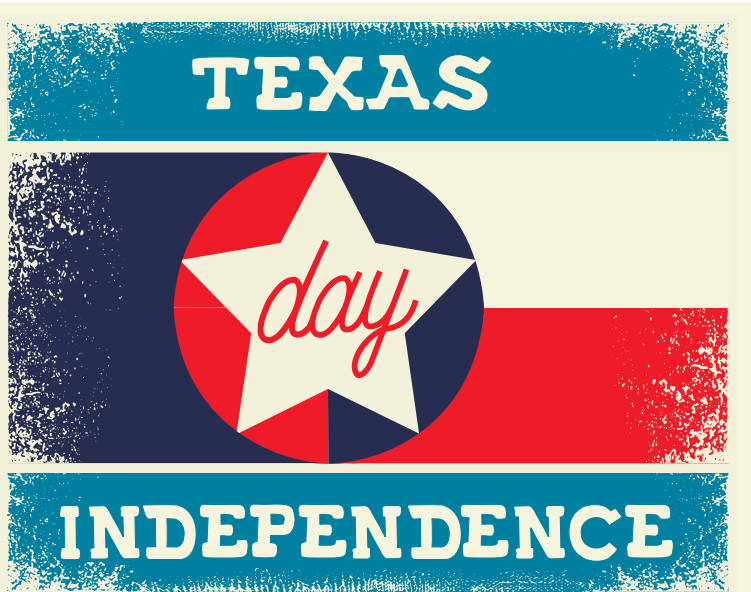


There are Free Mira Lagos Pet tags at the HOA office. Please see Cynthia at the HOA office to receive your tag. Each pet registered will have a unique number assigned in the event your pet gets out and is found. My dog Mia got hers and she loves all the fancy jewelry on her collar.

STOP THAT BARKING!

Dogs left alone all day get bored and restless, and many find relief in barking. Some respond noisily to any and all activity. But, nothing is as annoying as incessant barking—even for dog lovers. If your dog is a yapper or a yowler, please consider some of these bark-abatement ideas to keep the noise down in your area. Your neighbors will thank you!

- **Training.** Always the first recommendation for any behavioral problem! Help is as close as the Yellow Pages. Training not only helps your dog, you'll be surprised how much it helps you, too. You may get some insight into why your dog barks so much, or what it is trying to communicate.
- **Citronella collars.** A humane alternative to the electric-shock, anti-barking collar and costs about the same. Available on the web and in pet stores.
- **Confinement.** Sometimes simply bringing an outspoken dog indoors or confining it to a crate can cut down on the disturbance to neighbors.
- **Reduce stimulus.** Close drapes to help muffle street noise, or leave a radio on to mask it. Disconnect telephones and doorbells before leaving your home if they upset your dog or make it bark.
- **Companionship.** Dogs are pack animals; they need companionship—a cat, bird, or another dog. Consider a mid-day visit from a pet-sitting service, or drop your pooch off at a friend's place or a day-care facility once or twice a week.



INDEPENDENCE

Texas Independence Day commemorates the adoption of the Texas Declaration of Independence on March 2, 1836. This event marked Texas' independence from Mexico. Sixty delegates from all over Texas signed the declaration. Its language in many ways parallels the 1776 Declaration of Independence of the United States.

The Republic of Texas was annexed to the US by joint resolution of the US Congress nine years after the Texas Declaration of Independence was signed. The US Congress then admitted Texas as a constituent state of the Union on December 29, 1845. Texas Independence Day is an official holiday in Texas. Sam Houston Day is also observed on March 2, marking the birthday of the man who led the Texans to victory over Mexican troops at the battle of San Jacinto.

There are many celebrations and parades across Dallas and Fort Worth.

THANK YOU

Special Thank you to our friends at **DFW Fun Bounce.**

DFW Fun Bounce is a proud sponsor of **Mira Lagos HOA.**

www.dfwfunbounce.com
817-896-1488



SCHOOL'S OUT FOR...

Mansfield ISD Spring Break is March 12-16

Spring Community-Wide Garage Sale

It's that time of year again to clean out the closets and make space in your garage.



Save the date!
March 10

Email your address to
admin@miralagoshoa.com to have your
address added to the Community flyer.

*Don't forget Garage Sale Permits are required from the City of Grand Prairie.

Granite Countertop Maintenance

Granite is a porous stone and is prevalent on kitchen and bath countertops because of its durability and seemingly effortless care. Additionally, this gorgeous stone enhances the beauty and value of your home. However, granite countertops require routine maintenance and regular cleaning to safeguard against stains and water spots.

Good maintenance includes purchasing a few granite specific products such as a cleaner, polish or sealer. Non-granite specific products with harsh chemicals can damage the stone. It is also important to never use ammonia, vinegar or citrus on granite which can dull the finish. When using granite specific cleaner, spray or mist the countertops and let stand for one minute, then use a cotton or microfiber cloth to wipe away the cleaner.



If your granite countertops are dull, they may need to be polished. Using a granite polish, cover granite countertops evenly, let polish stand approximately 3 to 4 minutes, next remove the polish with soft cloth and gently hand buff with a cotton or microfiber cloth for a nice shine.

There is a quick and easy way to test whether the granite's finish needs to

be sealed or resealed. Drizzle a small amount of water on the countertop. Water beading on the countertops means you do not need to seal or reseal your granite but if the drizzled water seeps into the stone, a granite sealer is needed. A good granite sealer should be applied to dry clean granite. Follow the manufacturer's instructions when sealing your granite. Once your granite is sealed, use the water test again to make sure a good seal has been made. If water is still seeping into the granite, another coat of sealer may be needed.

To further protect granite countertops use coasters, trivets and cutting boards. Also clean spills and splashes as soon as possible. Granite countertops add value to your home so remember to routinely clean, polish and use the water test to check the seal of the stone.



Patio Paver Protection

Homeowners know to protect their investments. Stone, concrete or brick pavers on your patio are just such an **investment** which needs protecting.

Routine maintenance is the best protection on stone, concrete and brick pavers. Maintenance begins by regularly sweeping the pavers with a sturdy broom or stiff brush to eliminate debris and dust from accumulating in corners and around drains. If weeds are growing in between the pavers, remove the

weeds by hand or with a general-purpose or organic weed killer. It is best to use a watering can or pump-up garden type sprayer when applying weed killer to ensure the entire paver is covered. Weed killer can be applied in June then repeated in September if needed.

Also, look for any weaknesses in the patio area such as low, damp or north-facing sections which attracts algae and lichens (a moss or fungi like substance). Get rid of these substances by washing with a power washer being very careful that the pavers are secure before beginning. Sometimes it is well worth hiring a professional to power wash your patio. Power washing can also remove any unwanted stains.

Once the patio area is clean of dirt, debris and any algae, applying a sealer is the ultimate protection on your investment. There are coating surface sealers and impregnator sealers available. A coating sealer is exactly that a coat or film which does not penetrate deep into the stone instead remains mainly on the surface giving it a glossy, shiny sheen. A coating sealer can also create a slippery surface and must be considered before applying. An impregnator sealer is resistant to water, oils, mold, mildew, algae, dyes, dirt, lime deposits and soap scum. Impregnator sealers are less slippery and usually create a harder surface as well as preserve the natural look of the stone. Depending on the traffic, weather and sun on the patio area, sealers should last two to three years.

Maintaining your patio will help your pavers last longer, look better and are a good investment when and if you ever sell your home not to mention the enjoyment and satisfaction of having a beautiful patio!

New Homeowner Welcome Reception
 will be **March 25th from 4 pm - 6 pm**
 at the **Grand Model Home located at 7404 Brisa Court Grand Prairie, TX 75054**

We would like to welcome new homeowners to come and have some refreshments, meet some of your neighbors and find out a more about the wonderful community where you live.

VACATION WATCH

Submit a **Vacation Watch Request** to have your home checked by uniformed police officers or Citizens On Patrol when time and call load permits.

(The city of Grand Prairie cannot guarantee that this will keep your home from being damaged or broken into. Be sure to notify the police if you return earlier than scheduled.)

www.gptx.org/city-government/city-departments/police-department/vacation-watch-form

Read Your Own Water Meter

If high water bills are getting you down, it is a great time to learn to read your own meter. Your water meter is usually located near the street or sidewalk in front of your house. Some water meter boxes require a key to open, which you can buy from any local hardware or improvement store. If you are not sure what key you need, just take a picture of your water meter cover and take it to the store with you.



In Grand Prairie your water is measured by TGAL (thousand gallons). Your water system is always under pressure. When you turn on a spigot, water already in the pipe flows out, and an equivalent amount of water flows from the city water pipes through your meter. As the water flows through the meter, the dials on your water meter turn, much like the odometer on your car. Your water meter has an eight (8) digit dial, that turns as water runs through it, and a small red circle that detects low water flow (leaks).

1. Check your water bill to determine the date of the last time that your meter was read by the city. Take note of the last reading on the bill.
2. Approximately 30 days from the last reading, take a picture of the meter or write down the information on a piece of paper at a time when no water is running in your house. The meter should be completely still.
3. To get your usage, subtract the previous reading from the current reading. In Grand Prairie they round down to the "thousand gallon" digit. They drop the last 3 digits, so there is anywhere from 1 to 999 gallons that won't be billed until the thousand gallon dial turns.
4. Visit the Grand Prairie Water Rates page: <http://www.gptx.org/index.aspx?page=473> to figure out the amount you will be charged. Every month you are charged a meter charge for both water and waste water in addition to the water that you actually used. Your waste water is determined by your WMA (winter month average). Your bill also includes storm water drainage and trash and recycling. Each charge is itemized on your bill.

If all the water on your property is turned off, but the leak detector dial is spinning, you have a leak. If you have a very slow leak, you may not see it move. Take a picture of where the dial is at, and wait 30 minutes to an hour to see if the sweep hand moves slightly. If you suspect a leak, you can then take steps to isolate it. Check for sprinkler system leaks, running toilets, and dripping faucets.

To verify the accuracy of your water meter, fill up a 5 gallon bucket with water and verify that the meter only advances 5 gallons. To figure out where you can conserve water, start looking at your meter every time you do laundry, or shower, or use substantial water. Lawn Irrigation accounts for up to 80% of your water usage. Once you see how much you are using, you can figure out ways to conserve.



SWEET IRISH SODA BREAD COOKIES

- 3 cup all-purpose flour**
- ¾ cup white sugar**
- ½ tsp baking soda**
- ½ cup butter**
- ½ cup dried currants - soaked in warm apple juice, scotch or whiskey**
- ¼ cup chopped green maraschino cherries**
- ¼ cup buttermilk**
- 1 egg, lightly beaten**
- 2 Tbsp molasses**
- ¼ tsp salt**

1. Preheat oven to 350 degrees F
2. Mix in beaten egg. Pour in milk and molasses and mix with a fork to make a soft dough. If too dry, add a few drops of milk until it all comes together.
3. On a floured surface, shape dough into a ball and knead lightly 5 or 6 times. Roll out dough to ¼ inch thick and cut into desired shapes. Sprinkle with green sugar.
4. Bake for 12 to 14 minutes or until slightly browned.



Something is Hidden. Can you find it?

We have hidden in the Mira Lagos Messenger, a bunny. Please email manager@miralagoshoa.com in the subject line put "I FOUND IT", a random drawing, WINS! Provide page item is on, name, address and phone number in the email.



Good Luck and have fun!
If you find it there is a \$25.00 gift card.

CLIMBING ROSES

Technically most rose bushes can become an elegant, fragrant covering for horizontal and vertical structures. Rose bushes will grow out of control if left alone, but you can train them to 'climb' a trellis, pergola, column or fence.



Training roses to climb

Simple steps to follow when planting a rose bush

Spring is the best time to plant a rose bush because it gives them sufficient opportunity to establish sturdy roots. Roses prefer full sun, so you should choose a location that averages at least six hours of sun per day. Early morning sun is usually better for roses vs. hot afternoon sun. Roses require a lot of space and should be placed away from trees, shrubs and other plants.

Roses need light, well-drained, nutrient rich soil. Choose a high quality soil and if possible mix with compost. If you choose a bare root rose bush, you need to soak the plant in a bucket of luke-warm water for an hour before planting. Also be sure to prune any leaves or hips from the stems.

The rose bush should be approximately a foot away from a trellis, pergola, column or fence. The hole you dig to plant the rose bush should be large enough for roots to spread out, usually twice as wide as the actual rose bush and the hole should be about 12 inches deep. Many rose growers like to sprinkle rose fertilizer, nutrients or bone meal in the hole before planting the rose bush.

Once you have planted the rose bush, water thoroughly, filling the hole to the brim with water. Let the water soak in and repeat several times which will help the roots from drying out. Finally fill the hole with soil, pressing gently as you go with your hands, until the roots are completely covered and soil is level. Do not pack the soil which could interfere with growth.

It is not too difficult to train the rose bush to climb. Attach the stalks/canes of the rose bush to the trellis or fence loosely with stretchy cloth or plant ties from your local nursery or DIY store. Continue to repeat this step as new stalks/canes grow and you will have a beautiful climbing rose bush.




At FirstService Residential we have very strong values!

We strive to meet these values every day for our residents and hope you will join us in recognizing those individuals who go above and beyond in delivering great customer service.

- ▶ Have you witnessed an associate doing something great?
- ▶ Have you been exceptionally pleased with the service you have received?
- ▶ Do you want to let others know how awesome someone is?

Help us show recognition to our Star Performers. Please email your feedback to starserviceonsite@fsresidential.com. Be sure to list the Star performers' name and community. Thank you for allowing us to serve you.

Your HOA Management Team





BUILDING PERMITS

Do I need a building permit??

Check to See if You Need a Building Permit

The City of Grand Prairie requires a permit for rehab and remodeling projects, fencing, roof and cement work, decks, patios, carports and construction of outdoor sheds. Before starting a project at home, call the Building Inspections Department at 972-237-8230 to see if a permit is required. www.gptx.org.

Pecan Bread Pudding

Don't throw away your leftover bread! Convert it to this simple dessert...or breakfast!



INGREDIENTS

- 8 cups bite-sized bread pieces
- 3 large eggs
- ¼ cup light corn syrup
- ⅓ cup packed light-brown sugar
- ¼ cup granulated sugar
- 2 tablespoons unsalted butter, melted
- 1 teaspoon vanilla extract
- ½ teaspoon salt
- 1 tsp. cinnamon
- 1 cup pecans, halved or chopped

INSTRUCTIONS

1. Prepare a 9x9 baking dish by spraying well with non-stick cooking spray.
2. Place bread into large bowl, pour melted butter over all and stir to coat.
3. In a separate bowl, whisk together the eggs, corn syrup, brown sugar, granulated sugar, vanilla extract, cinnamon, and salt.
4. Stir in the pecans. Pour evenly over the bread. Mix well.
5. Bake at 375° for 45 minutes. Serve warm with a dollop of whipped cream!

Dear Mira Lagos Homeowners,

Payment plans must be initiated by FirstService Residential or you will still be considered late. No exceptions. Payment plan arrangements can be started by contacting the On-Site office at 817-473-6787 or by email at admin@miralagoshoa.com. **Assessment dues were due by January 30th.** They are now considered late, but to avoid additional late fees, interest or attorney fees, please reach out to the office.

Payments should be made to:

Mira Lagos HOA
c/o FirstService Residential
PO Box 60200
Los Angeles, CA
90060-0200

If you need assistance getting your account number or access to your online account for Mira Lagos HOA please don't hesitate to call, we are here to assist.

Thank you!

Management



MARCH 2018 Holiday & Observances

- March 2..... Texas Independence Day
- March 3..... World Wildlife Day
- March 4..... Academy Awards
- March 8..... International Women's Day
- March 11..... Daylight Savings Time
- March 17..... St. Patrick's Day
- March 25..... Palm Sunday
- March 30..... Good Friday

March 2018 is Observed as
 Women's History Month
 National Nutrition Month

March Birthstone
 Aquamarine, Bloodstone & Jade

Fruit & Veggies for the Month of March
 Asparagus, Kiwi, Canistel (EggFruit), Guava, Grapefruit, Tamarillo, Feijoa, Red Banana, Kiwano Melon

March Flower
 Daffodil

TOAD HOUSES *and why you need them*

Most homeowners spend countless hours and money in order to have beautiful lawns. No matter how much you invest in plants, trees and grass, pesky bugs and insects can destroy it in no time if not dealt with. Don't use harmful harsh chemicals and pesticide instead let toads naturally rid your garden and yard of pests. Toads are the most natural form of pest control preying on insects, snails, slugs and mosquitos. Studies show that one toad can eat thousands of pests in a single summer.

If you haven't seen toads in your yard, you might need to entice them. You will need a toad house (like the one pictured from Amazon.com, most starting around \$20) or clay pot to provide toads an escape from predators and from curious pet cats or dogs. You should make sure to find a cool spot and soil that is slightly raised or mounded. Place a toad house on the soil. If you use a clay

pot bury it angled halfway in the soil leaving an opening just big enough for the toad to enter.

Toads are amphibians, living on both water and land needing moisture to survive. A clay pot saucer is an excellent choice for providing water for toads. Place both the house and water source close together near an area that is known to have bugs and insects. It isn't too difficult to attract toads to the garden if the right habitat is provided. Just like humans, toads want to live in a safe place and have plenty of food and water.

It is a fact that the number of amphibians is declining in the world today which may be due to agricultural and residential pesticides.

By creating a toad habitat, you could help save the toad population as well as rid your lawn and garden naturally of damaging pest.

Note: If you are currently using harsh chemicals or pesticides, your garden and lawn is too toxic for toads to survive. Even small amounts of chemicals can harm a toad. Before you entice toads to your lawn or garden, remove synthetic fertilizers, fungicides, and herbicides.



KEEP THE *cute bunny* OUT OF YOUR YARD


You spend time and money on landscaping your yard. You may have a garden of vegetables or beautiful arrays of flowers. And one little bunny rabbit can destroy all your hard work. There are a few things you can do to discourage rabbits from your garden and yard. These ideas and suggestions are not guaranteed to keep rabbits from your yard but can be a deterrent.

- You can create a barrier by planting geraniums around the perimeter of your garden and landscape. Rabbits do not like the smell of geraniums.
- This next idea may sound crazy but rabbits are repelled by the scent of humans and it is suggested that you should sprinkle some human hair between your plants and rows of flowers.
- Using a life sized plastic owl mounted on a stick above your garden will deter rabbits as well as most rodents. Owls prey on mice, rabbits and squirrels.
- A fake rubber snake positioned in and around your garden can act as a stop sign for rabbits. Rabbits hate snakes. Make sure you tell the whole family if you decide to place fake snakes around your yard as it could be unnerving to your family not just the rabbits.

• A standard chicken wire fence can also be placed around a vegetable garden which will work although it may be a little unsightly but it will keep the rabbits out.

• And last but not least is organic product called Rabbit Scram which can be purchased on Amazon or at stores such as Walmart. This product repels rabbits due to an offensive scent and triggers a defense mechanism in the rabbits causing them to flee from predators. A hint to help this product work even better is to wash away or gather rabbit pellets out of your yard before applying Rabbit Scram.

Hopefully a few of these ideas will keep the rabbits hopping right past your yard.



DON'T FORGET TO
spring
FORWARD
ON **MARCH 11TH**

NOTARY SERVICES

The On-site Manager, Stacy McGrath, and Assistant Manager, Matt Urbaniak are Notaries for Mira Lagos. This is a free service for residents and homeowners. Please make an appointment at manager@miralagoshoa.com.



Amenities Center & Gym at Mira Lagos

The amenities center and gym are entering in to the final stages. The masonry and stucco are finishing up, drywalling, floors and fixtures are next. At last month's HOA Board meeting lighting was discussed and approved. As the buildings enter the final stages the board is working on approving a rental contract for use of the amenities center. Below are some pictures of the progress so far.



ST. PATRICK'S DAY PARADES & EVENTS

Dallas - St. Patrick's Day Parade - March 17th
Greenville Blvd. Starts at 11 am

Ft. Worth - Cowtown Goes Green - Ft. Worth Stockyards along East
Exchange Ave. from 12 pm - 4 pm, Cattle Drive Daily @ 4pm

Mansfield Parades - March 17th Pickle Parade, 10 am Baby Parade,
12 noon pet parade, St. Patty's Pickle Parade starts at 1pm in
Downtown Mansfield.



ST. PATRICK'S DAY

MARCH 17, 2018

EVENTS, HISTORY, AND MORE!

8 FUN FACTS ABOUT ST. PATRICK'S DAY

1. March 17 is when Patrick died. Saint Patrick is a saint of the Catholic Church and his holy day is the day of his death.
2. St. Patrick was not Irish. His parents were Roman citizens living in England.
3. St. Patrick used the shamrock to preach about the trinity.
4. Legend says St. Patrick drove all the snakes from Ireland. There is no evidence that snakes existed in Ireland. Some scholars say 'snakes' is figurative, referring to pagan religious beliefs.
5. Patrick's color is blue. It is not green as commonly believed. He is shown wearing blue vestments in most artworks.
6. The shamrock is not the symbol of Ireland. It is a popular symbol, but not 'the' symbol. The official symbol is the harp.
7. St. Patrick's was a dry holiday in Ireland until 1970. St. Patrick's Day was a religious observance, so that meant no beer!
8. Your odds of finding a four-leaf clover are 1 in 10,000

HISTORY OF ST. PATRICK'S DAY

St. Patrick's Day is celebrated annually on March 17, the anniversary of his death in the fifth century. The Irish have observed this day as a religious holiday for over 1,000 years. On St. Patrick's Day, which falls during the Christian season of Lent, Irish families would traditionally attend church in the morning and celebrate in the afternoon. Lenten prohibitions against the consumption of meat were waived and people would dance, drink and feast on the traditional meal of Irish bacon and cabbage.




ST. PATRICK'S DAY CELEBRATIONS AROUND THE WORLD

Today, people of all backgrounds celebrate St. Patrick's Day, especially throughout the United States, Canada and Australia. Although North America is home to the largest productions, St. Patrick's Day is celebrated in many other locations far from Ireland, including Japan, Singapore and Russia.

In modern-day Ireland, St. Patrick's Day was traditionally a religious occasion. In fact, up until the 1970s, Irish laws mandated that pubs be closed on March 17. Beginning in 1995, however, the Irish government began a national campaign to use interest in St. Patrick's Day to drive tourism and showcase Ireland and Irish culture to the rest of the world. Today, approximately 1 million people annually take part in Ireland's St. Patrick's Festival in Dublin, a multi-day celebration featuring parades, concerts, outdoor theater productions and fireworks shows.

a is for apple

DO YOU KNOW THE BEST WAY TO WASH APPLES?



Apples are healthy and delicious. Apples come in so many varieties from sweet to sour. Almost all apples purchased at the grocery store, even organic apples have been sprayed with pesticides.

Studies show that washing apples with tap water and soap isn't enough to remove pesticides.

Researchers have tested and concluded that using a baking soda solution to be most effect at reducing pesticides on apples. They suggest allowing the apple to sit in a baking soda solution for 12-15 minutes for the best results. Washing apples in a baking soda solution will not remove all pesticides; however it is 80/90% more effective at reducing pesticides than soap and water.



BASIC BAKING SODA SOLUTION
 dissolve 1g of baking soda in 100 mL distilled water

“I FOUND IT”

December & January winners



Jill Basher was the December winner.



Charles Sanders was the January winner.

2018

Mira Lagos Events

Note: Events subject to change- updates would be sent out in future mailings of the Messenger or eNews.

- March 10 Community Garage Sale.....Social
- March 25 Spring Welcome Reception..... Welcome
- March 31 Egg-stravaganzaSocial
- May 5 Pool Opening & Popsicles with the Police.....Social
- May 19 Mother/Son EventSocial
- June 23 Luau at Hawaiian Falls.....Social
- July 14 Jazz Night.....Social
- July 1 – August 4 Fill-A-Backpack eventSocial
- September 15 Community Garage Sale.....Social
- October 2 National Night OutSafety
- October 20 Fall Festival & Vendor Fair.....Social
- December 8 Holiday EventSocial

Note: Events not listed at this time, Dates to be determined: Women's Self Defense Class, CPR Class, First Aid Class, Fall Welcome Reception.

ACC Use Only
Rq. No.
Phase

Mira Lagos Homeowners Association - ACC Property Modification Approval Request Form

As each of us bought our property in Mira Lagos, we agreed by our signatures to abide by the Declaration of Covenants, Conditions and Restrictions (a.k.a. CCRs or Deed Restrictions). The Deed Restrictions protect our property values by keeping Mira Lagos a highly desirable place to live. ACC (Architectural Control Committee) approval must be obtained prior to the start of your project. To avoid delay, make your request as complete as possible and type or print legibly. Incomplete requests will be returned for additional information. Incorrect information or changes made after approval invalidates approval. The ACC tries to assure that all changes to our properties conform to the appropriate Deed Restrictions. Thank you for your understanding and cooperation.

1. ABOUT THE RESIDENT(S) **EMAIL ADDRESS:**

Name(s)	
Address	
Phone	Best time to call:

2. ABOUT THE PROJECT

Proposed start date	Proposed completion date
Describe the nature of the project (attach pages as necessary)	
Location (attach sketch/drawing)	
Dimensions	Distance from fences and easements
Colors	Shape
Materials	
Builder	
Other (specify)	

IMPORTANT: Include plan view and elevation drawings (to scale) plus any other supporting documents indicating project's location and its relationship to property lines, neighbors, construction, easements, etc.

3. ABOUT THE REQUIREMENTS

YES	NO	N/A	
			I/We have read the appropriate Deed Restrictions
			I/We have obtained a Grand Prairie building permit (attach copy) City approval does not supersede deed restrictions.
			This project will require a fence removal (if yes, inform Association Manager)
			Completed project will be visible from the street
Check any that apply:			<input type="checkbox"/> Corner lot <input type="checkbox"/> Iron park fencing <input type="checkbox"/> Project already started

Homeowner's Signature	Date
-----------------------	------

Signature constitutes permission for ACC members to inspect property and agreement to abide by ACC's decision.

Mail this request, along with all supporting documents, drawings, photographs, etc. to:

FirstService Residential
3102 Oak Lawn Ave, Ste 202
Dallas, Texas 75219

<p>For additional information call: 817-473-6787</p> <p>Email – manager@miralagoshoa.com</p>
