



In This Issue

New Clubhouse Information.....	5	Pack the Bus Event.....	10
School District Calendar	8	Vacation Watch.....	12
Upcoming Events.....	9	Yard of the Month.....	13

Who to Follow on Twitter

@MiraLagosHOA

Association Information and Neighborly News

@GrandPrairiePD

Grand Prairie Police Department



@gp_tx

City of Grand Prairie, Texas



@GrandFunGP

City Parks, Arts and Recreation Department

@mansfieldisd

Mansfield Independent School District

@Gpscanner

Grand Prairie Scanner, local Police, Fire, EMS

@DFWscanner

DFW Scanner, area Fire, Police, EMS

Who's your favorite? Tweet to @MiraLagosHOA with hashtag #MLMessenger!

Find us online at:

www.facebook.com/MiraLagosHOA
www.twitter.com/MiraLagosHOA



Association Contact Information

www.miralagoshoa.com

www.texas.fsrconnect.com/miralagos

On-Site Management
Stacy McGrath, General Manager
manager@miralagoshoa.com

Matt Urbaniak,
Assistant Manager
Matt.Urbaniak@fsresidential.com

Cynthia Prox, Administrative Assistant
Cynthia.prox@fsresidential.com

817-473-6787 (office)
817-473-4978 (fax)

South Pool Office "Veranda"
3025 S. Camino Lagos
Grand Prairie, TX 75054

Office Hours
Tuesday-Saturday
8:30 am-4:30 pm
Closed Sunday and Monday

FirstService Residential
Customer Service
(877) 378-2388

Mail Payments to:
Lockbox Address
Mira Lagos Homeowner's Association
c/o FirstService Residential
PO BOX 62047
Newark, NJ 07101



Relationships based on respect, trust and effective communication are the cornerstone of our success.



Committee Chairs
Chair Meetings: Bi-monthly



Communications
OPEN position
communications@miralagoshoa.com
Meetings: monthly

Social
Valorie Felix and Anita Walker
social@miralagoshoa.com
Meetings: 2nd Wednesday monthly

Landscape
Pam Downs
landscape@miralagoshoa.com
Meetings: 1st Wednesday monthly

Welcome
Susan Kennedy
welcome@miralagoshoa.com
Meetings: monthly/electronically

Pool and Sports
Deneisha Barnes
poolandsports@miralagoshoa.com
3rd Tuesday (Apr-Sept)

New Members welcome on all committees!

Safety
Robert McLain, Chairman
safety@miralagoshoa.com
Co-chair : Cheyanne McLain
Meetings:
1st Tuesday monthly

Board of Directors
Joshua Spare, President
Eric Blackwell, Vice President
Ken Self, Director
Deirdre Garrett, Director
John Hughes, Director
board@miralagoshoa.com

STAR SERVICE

At FirstService Residential we have very strong values!

We strive to meet these values every day for our residents and hope you will join us in recognizing those individuals who go above and beyond in delivering great customer service.

- ▶ **Have you witnessed an associate doing something great?**
- ▶ **Have you been exceptionally pleased with the service you have received?**
- ▶ **Do you want to let others know how awesome someone is?**

Help us show recognition to our Star Performers. Please email your feedback to starserviceonsite@fsresidential.com. Be sure to list the Star performers' name and community. Thank you for allowing us to serve you.

Your HOA Management Team

Be Genuinely Helpful
Aim High
Improve It
Build Great Relationships
Own It
Do What's Right

Mira Lagos Messenger

Is the only authorized and official monthly publication for the residents of the Mira Lagos Community with news and calendar of community events endorsed by the Mira Lagos HOA & its members.

PUBLISHED BY Community News Connection, Inc.
906 W. McDermott Dr., Ste. #116-352 • Allen, TX 75013 • 972-396-8855
www.communitynewsconnection.com

ADVERTISEMENT SALES
For information or to place an advertisement
972-396-8855 • info@communitynewsconnection.com

Mira Lagos does not in any way endorse or support, nor does it take any credit or responsibility for the services, paid or volunteer, nor the statements made in articles or letters published herein not endorsed by the association or the group decision of the Board of Directors.

CITY OF GRAND PRAIRIE COMMUNITY EVENTS

Ladies Night Out!

08/03/2019 at 8:00 PM

Location: The Theatre at Grand Prairie
1001 Performance Place, Grand Prairie, Texas 75050
Featuring Nene Leakes, Loni Love, Sherri Shepherd, Adele Givens, Jess Hilarious, Kym Whitley, and Janelle James For Tickets: 888-929-7849 or www.axs.com, www.verizontheatre.com

Movies on the Lawn - St. Stubby

08/09/2019 at 8:30 PM

Location: EpicCentral
2960 Epic Place, Grand Prairie, Texas 75052
Make your summer Epic with a movie on the Grand Lawn behind The Epic and Epic Waters.
No coolers allowed. Food and beverages available for sale and on site.
For more information contact the Grand Prairie Parks, Arts & Recreation Department at 972-237-8100

Lost 80's Live 2019 - Presented by Jack FM

08/24/2019 at 6:00 PM

Location: The Theatre at Grand Prairie
1001 Performance Place, Grand Prairie, Texas 75050
Tickets: 888-929-7849 or www.axs.com, www.verizontheatre.com

Farmers Market - Craft Fair Day

08/31/2019 from 8:00 AM - 1:00 PM

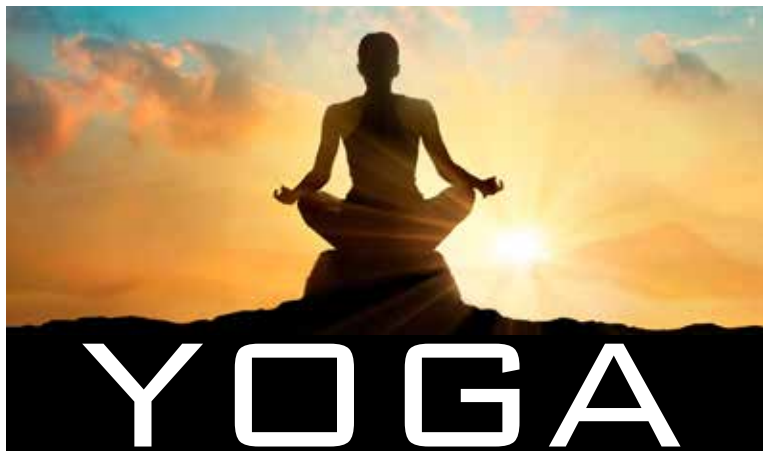
Location: Farmers Market
120 W. Main St., Grand Prairie, Texas 75050
Grand Prairie Farmers Market at Market Square is open 8 a.m. to 1 p.m. Saturdays from April through mid-December and features locally grown fruits and vegetables, baked goods, tamales, salsas, dips, relishes, eggs, honey, chips, plants, soaps, candles and more.
For more information call 972-237-4599.

NEW POLICY AT THE POOLS

Safety Breaks

Hello everyone, with the pools now OPEN, we have a **new policy!** Due to unfortunate past events we will be implementing safety breaks! Safety breaks are meant for everyone to exit the pool and give your body, and our monitors a rest. This includes adults. While having lots of fun in the pool it's easy to forget to keep yourself hydrated, and that you may have to use the restroom! The breaks will be 10 minutes prior to each hour.

We want everyone to stay safe while having fun! Thank you for your continued support and cooperation!



a Hindu spiritual and ascetic discipline, a part of which, including breath control, simple meditation, and the adoption of specific bodily postures, is widely practiced for health and relaxation

Mira Lagos HOA Pool and Sports Committee has teamed up with a Yoga instructor to provide free classes to homeowners within Mira Lagos HOA only. The dates and times for June are as follows:

- Monday, August 12th 6:30 pm – 7:30 pm**
- Saturday, August 17th 8:30 am – 9:30 am**
- Monday, August 26th 6:30 pm – 7:30 pm**

Homeowners need to RSVP via email to poolandsports@miralagoshoa.com, but walk in homeowners are always welcome to attend. The homeowners would need to bring a yoga mat to the session. Important Note: Once the class has ended please exit the building as the building alarms will set at a specific time.



The Brace Place
ORTHODONTICS
DR. LATEEFAH WASHINGTON

Braces for Kids, Teens, and Adults



FREE CONSULTATION!

- Flexible & Affordable payment plans available
- Metal & Clear braces, Clear Aligners and Invisalign
- Most Insurances accepted
- State of the Art technology
- Early morning and Late afternoon appointments available
- Appliances for TMD and Sleep Apnea

www.braceplace.net | 972-660-5522

2630 S. Carrier Pkwy Suite A Grand Prairie, TX 75052

YARD CARE

"Don't Bag It" Lawn Care Plan



To help save valuable space in our city landfill, Grand Prairie does not pick up grass clippings from your curb or alley. Between March and September, the volume of residential solid waste increases 20-50 percent because of grass clippings.

By leaving your clippings on the lawn after you mow and allowing them to work back into the soil, you can have a naturally beautiful lawn. Grass clippings also make excellent compost for gardens.

Doing less to your lawn can improve the health of your grass. Here are eight easy steps to an easy lawn improvement program:

- 1. Mow Less** – Longer blades of grass allow the lawn to take in more sunlight and crowd out weeds.
- 2. Stop Raking** – If you cut off just a third of the blade, you can leave the clippings as free fertilizer.
- 3. Stop Dethatching Too** – Only dethatch on lawns that have been over fertilized. Thatch, a buildup of roots and leaves just above the soil, isn't a problem.

- 4. Fertilize Less** – Generally, researchers say, most grasses do just fine with a total of three pounds of nitrogen per 1,000 square feet in at least three carefully timed treatments over a season.
- 5. Spray Less Herbicide** – Healthy grass should crowd out weeds.
- 6. Spray Less Insecticide** – If you have bug problems, diagnose first. Call your extension agent if you need help identifying what bug is eating your grass.
- 7. Water Less** – A typical lawn can soak up 10,000 gallons of water a summer, which can increase your water bill by 50 percent. One solution: Wean your lawn from water. Wait until a footprint doesn't spring back, then water as little as 1/4 inch a week just to keep the roots alive. If it's very dry, protect your lawn by cutting down on traffic.
- 8. Accept Imperfection** – If the site gets fewer than four hours of sun or is otherwise unsuited for grass, try another ground cover.

For more information go to www.gptx.org

Grand Prairie Snap & Send!



Grand Prairie residents using the city's new "Snap and Send" app can now report issues, such as street light outages and code violations, using their smartphones. The app, currently compatible with iPhone, iPad and iPod touch, allows users to specify the location of an issue and attach a photo to send directly to city staff as well as track the status of their service requests.

Search "Snap and Send Grand Prairie TX" in the Apple App Store and download for free. The city plans to make the app available for Android users in the future.

Residents can also report issues directly through the city's website at gptx.org/report or call city offices at 972-237-8000.



Are you currently receiving the monthly *e-News blasts*?

These emails are sent out mid-month to provide homeowners with important information from the onsite management team, elected board members and volunteer committee chairs as well as updates and information on upcoming community and city events and news. To be part of the community information system please email your contact information along with your address to admin@miralagoshoa.com



Summer Time Energy Conservation Tips

Summer can quickly become an expensive season, but being mindful of energy conservation can help reduce your electricity bills—and your carbon footprint. Take a look at the following suggestions to increase your energy conservation efforts and beat the heat without breaking the bank.

- **Cook dinner outside.** Save electricity by using a charcoal or gas grill to cook your favorite summertime meals.
- **Open the windows.** Instead of cranking the air conditioning on summer evenings, opt for fresh air instead. Invest in an inexpensive electric fan to circulate the air.
- **Light candles.** Since longer summer days afford more daylight, reconsider turning on the lights and use candles instead or as a supplement. Be sure not to leave burning candles unattended, especially around pets and children.
- **Modify the AC when you're not home.** Adjusting the thermostat—even by a few degrees—when you're not home can conserve a significant amount of electricity.
- **Turn off the electronics.** Power down the television and computer to spend time with friends and family outdoors. Splash around in your community pool or have a potluck barbeque in your backyard.
- **Take a walk.** If possible, choose to walk to nearby stores and restaurants instead of driving. Early mornings and evenings are prime times for a stroll, especially in areas with hot climates.
- **Take a cool shower or bath.** For a refreshing alternative to a hot shower, reduce your hot water heater usage by bathing in cooler water a few times a week.
- **Limit water consumption.** Water the lawn every other day at off-peak times, use environmentally-friendly, disposable plate ware and utensils instead of running the dishwasher and spend a little less time in the shower.

NEW CLUBHOUSE INFORMATION



NEW HOURS!

The Clubhouse can only be rented between the times of 9:00 am - 10:00 pm every day of week. No longer can parties stay after 10:00 pm, deposits will be lost after 10:00 pm

\$500.00 Deposit

(refundable as long as rules are followed and there are no damages)

\$50.00 per hour/ minimum of 2 hours

Cleaning Fee:

\$75.00 (non-refundable after 4pm) Tuesday – Saturday,

All day Sunday & Monday

\$35.00 (refundable before 4pm) Tuesday – Saturday

Alcohol present:

\$45.00 / Grand Prairie Police Officer - office staff arranges
TABC licensed bartender - your choice

Capacity 150 people

NO HOLIDAY BOOKINGS

For more information please contact:

admin@miralagoshoa.com

For reservations email: reservations@miralagoshoa.com

The Pool & Sports Committee



CONTEST

Submit design to poolandsports@miralagoshoa.com between July 13th-August 1st. ML Residents will vote electronically to determine the winner! Winner's design will represent the committee and appear on all 2020 promotional items and T-shirts.

MIRA LAGOS FANTASY FOOTBALL BLOCK PARTY

REGISTER FOR DRAFT | RAFFLES | FOOD | BOUNCE-HOUSE | CORN HOLE



Join us at the block party or sign up via email poolandsports@miralagoshoa.com to get on the roster. The first 24 players who register win a door prize!

\$10 to join the league!

50% of proceeds go to winner!

50% of proceeds go back into Pool & Sports Committee!

50/50 RAFFLE

August 23rd, 6-8 PM / Mira Lagos Clubhouse-3025 S Camino Lagos.

LIBRARY EVENTS

Don't Lose Your Math

For kids ages 8-11.
Date: 08/01/2019 12:00 PM - 12:45 PM
Location: Tony Shotwell Library
2750 Graham St. • Grand Prairie, Texas 75050
For ages 8-11. Help your children fight summer math loss with 45 minutes of fun, math-centered games and activities. We will use technology to help keep math skills sharp.

SRC: ARoo4U Petting Zoo

Fun for all ages!
Date: 08/05/2019 10:30 AM - 11:15
Location: Tony Shotwell Library
2750 Graham St. • Grand Prairie, Texas 75050
Get up close and personal with this kangaroo petting zoo! Finish the petting zoo by checking out a book on your new favorite animal.

Game On! Video Game Tournament Week: Gang Beasts

Grades 6-12
Date: 08/07/2019 3:00 PM - 4:00 PM
Location: Tony Shotwell Library
2750 Graham St. • Grand Prairie, Texas 75050
Claymation fighting in this Gang Beasts tournament for a chance to win prizes.
Part of the Teens Times Weekly Programs:
Programs at 3 p.m. at each branch for grades 6-12
Tuesdays at Warmack
Wednesdays at Shotwell
Thursdays at Main
Email teenlibrarian@gptx.org for more information.

SRC: Capoeira Brazilian Dance

Fun for all ages!
Date: 08/12/2019 1:00 PM - 1:45 PM
Location: Main Library
901 Conover Drive • Grand Prairie, Texas 75051
CAPOEIRA. Capo-what? This Brazilian art combines martial arts, dance, acrobatics, strength, movement and music. Fitness, culture, language, music, rhythm and strength are

all brought together in this fun and dynamic art that teaches students to value community and respect while building strength and confidence.

Beginner American Sign Language

Adult Program
Date: 08/12/2019 6:30 PM - 8:30 PM
Location: Main Library
901 Conover Drive • Grand Prairie, Texas 75051
Come learn the basics of American Sign Language with a certified ASL teacher

Keep Calm and Relax On! Spa Week: Bath Bomb and Lip Balm

Grades 6-12
Date: 08/14/2019 3:00 PM - 4:00 PM
Location: Tony Shotwell Library
2750 Graham St. • Grand Prairie, Texas 75050
Make some spa essentials to help beat the stress of the school year. Supplies are limited; first come, first served.

Move It Monday: Zumba

Date: 08/19/2019 6:30 PM - 7:30 PM
Location: Betty Warmack Library
760 Bardin Rd. • Grand Prairie, Texas 75052
Join us each Monday this summer as we bust a move.
Zumba: August 5, 12, 19, 26

Library Board Meeting

Date: 08/26/2019 6:00 PM
Meeting dates subject to change. For more information, call 972-237-5720

Try It Tuesdays: AfrikoPop

Date: 08/27/2019 6:30 PM - 7:30 PM
Location: Main Library
901 Conover Drive • Grand Prairie, Texas 75051
Join us each Tuesday this summer as we try new, fun and free workouts!
Afrikopop: August 6, 13, 20, 27

Something is Hidden. Can you find it?



We have hidden in the Mira Lagos Messenger, search for this stapler. Please email manager@miralagoshoa.com in the subject line put "I FOUND IT," a random drawing, WINS! Provide page item is on, name, address and phone number in the email.

Good Luck and have fun!
If you find it there is a \$25.00 gift card.

NOTARY SERVICES

On-site Assistant Manager, Matt Urbaniak is a NOTARY for Mira Lagos, free to the residents needing services. Please make an appointment at admin@miralagoshoa.com.

Dear Mira Lagos Homeowners,

Access to all ID cards have been turned off if you are not current on your dues or you are not currently on an active payment plan. If you have made arrangements for payment please contact the onsite office to have the access ID cards turned back on.

In the event you are not able to make your assessment payment in a timely manner, you may opt to be placed on a payment plan. Payment plans must be initiated by FirstService Residential or you will still be considered late. No exceptions. Payment plan arrangements can be started by contacting the On-Site office at 817-473-6787 or by email at admin@miralagoshoa.com. Assessment dues or due by January 30th. The 31st they are considered late. Please plan to have the payment processed prior to the 30th.

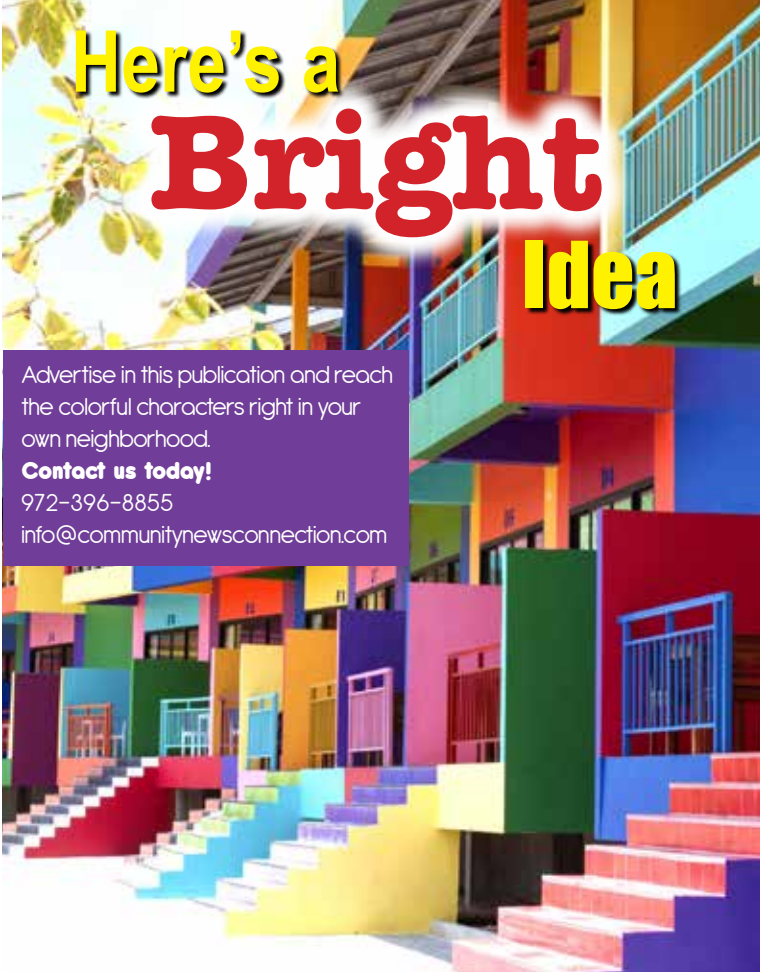
Payments should be made to:

Mira Lagos HOA
c/o FirstService Residential
PO BOX 62047
Newark, NJ
07101

If you need assistance getting your account number or access to your online account for Mira Lagos HOA please don't hesitate to call, we are here to assist.

Thank you!

~ Management



**Here's a
Bright
Idea**

Advertise in this publication and reach the colorful characters right in your own neighborhood.

Contact us today!
 972-396-8855
info@communitynewsconnection.com

GRILL SAFETY TIPS

When firing up your grills this summer, the U.S. Consumer Product Safety Commission (CPSC) reminds you to barbecue safely whether you use gas or charcoal.

Gas Grills

Liquid petroleum (LP) gas or propane, used in gas grills, is highly flammable. Each year about 30 people are injured as a result of gas grill fires and explosions. Many of these occur when consumers first use a grill that has been left idle for a period of time or just after refilling and reattaching the grill's gas container.

To reduce the risk of fire or explosion, consumers should routinely perform the following safety checks:

- Check the tubes that lead into the burner for any blockage from insects, spiders, or food grease. Use a pipe cleaner or wire to clear blockage and push it through to the main part of the burner.
- Check grill hoses for cracking, brittleness, holes, and leaks. Make sure there are no sharp bends in the hose or tubing.
- Move gas hoses as far away as possible from hot surfaces and dripping hot grease. If you can't move the hoses, install a heat shield to protect them.
- Replace scratched or nicked connectors, which can eventually leak gas.
- Check for gas leaks, following the manufacturer's instructions, if you smell gas or when you reconnect the grill to the LP gas container. If you detect a leak, immediately turn off the gas and don't attempt to light the grill until the leak is fixed.
- Keep lighted cigarettes, matches and open flames away from a leaking grill.
- Never use a grill indoors. Use the grill at least 10 feet away from your house or any building. Do not use the grill in a garage, breezeway, carport, porch or under a surface that can catch fire.
- Do not attempt to repair the tank valve or the appliance yourself. See an LP gas dealer or a qualified appliance repair person.
- Always follow the manufacturer's instructions that accompany the grill and when connecting or disconnecting LP gas containers.
- Consumers should use caution when storing LP gas containers. Always keep containers upright. Never store a spare gas container under or near the grill or indoors. Never store or use flammable liquids, like gasoline, near the grill.

To avoid accidents while transporting LP gas containers, transport the container in a secure, upright position. Never keep a filled container in a hot car or car trunk. Heat will cause the gas pressure to increase, which may open the relief valve and allow gas to escape.

Charcoal Grills

Charcoal produces carbon monoxide when burned. Carbon monoxide is a colorless, odorless gas that can accumulate to toxic levels in closed environments. Each year about 30 people die and 100 are injured as a result of carbon monoxide fumes from charcoal grills and hibachis used indoors.

To reduce carbon monoxide poisonings, never burn charcoal indoors, in vehicles, tents or campers, even if ventilated. Since charcoal produces carbon monoxide fumes until the charcoal is completely extinguished, do not store the grill indoors with freshly used coals.

For more information, visit the CPSC website at www.cpsc.gov.





Mansfield Independent School District 2019-2020 Calendar

605 East Broad Street
Mansfield, TX 76063
817-299-6300
www.mansfieldisd.org

August 2019						
S	M	T	W	T	F	S
				1	2	3
4	5	6	7	8	9	10
11	12	13	14	15	16	17
18	19	20	21	22	23	24
25	26	27	28	29	30	31

September 2019						
S	M	T	W	T	F	S
1	2	3	4	5	6	7
8	9	10	11	12	13	14
15	16	17	18	19	20	21
22	23	24	25	26	27	28
29	30					

October 2019						
S	M	T	W	T	F	S
		1	2	3	4	5
6	7	8	9	10	11	12
13	14	15	16	17	18	19
20	21	22	23	24	25	26
27	28	29	30	31		

November 2019						
S	M	T	W	T	F	S
					1	2
3	4	5	6	7	8	9
10	11	12	13	14	15	16
17	18	19	20	21	22	23
24	25	26	27	28	29	30

December 2019						
S	M	T	W	T	F	S
1	2	3	4	5	6	7
8	9	10	11	12	13	14
15	16	17	18	19	20	21
22	23	24	25	26	27	28
29	30	31				

LEGEND

- First/Last Day of School
- Staff Development
- Teacher Workday
- Districtwide Holiday
- Student Holiday & Staff Development Day (Full Day)
- Student Holiday & Parent/Teacher Conferences (AM Only)
- Student Holiday & SDCE Day
- Student Holiday & Teacher Workday
- ◇ Bad Weather Makeup Day

2019-20 HOLIDAYS & IMPORTANT DATES

July 30 - August 2: Orientation & Training for New Professional Hires
 August 5: Teachers Report
 August 5-9: Professional Development Week
 August 12-13: Teacher Workday
 August 14: First Day of School
 August 30: Districtwide Holiday
 September 2: Labor Day Holiday
 September 27: Student Holiday & Staff Development/Teacher Workday
 October 10: Regular Full School Day & Parent/Teacher Conferences (PM Only)
 October 11: Student Holiday & Parent/Teacher Conferences (AM Only)
 October 14: Student Holiday & Teacher Workday
 November 11: Veterans Day Holiday
 November 25: Student Holiday & SDCE Day
 November 26-29: Thanksgiving Holiday
 December 18: End of 1st Semester
 December 19 - January 3: Winter Break
 January 6-7: Student Holiday & Staff Development/Teacher Workday
 January 8: School Resumes / 2nd Semester Begins
 January 20: Martin Luther King, Jr. Holiday
 February 14: Districtwide Holiday
 February 17: Presidents Day Holiday
 March 9: Student Holiday & SDCE Day
 March 10-13: Spring Break
 April 10: Spring Holiday (Bad Weather Makeup Day #1)
 May 25: Memorial Day Holiday (Bad Weather Makeup Day #2)
 May 28: Last Day of School / End of 2nd Semester
 May 29: Teacher Workday / Last Day of School for Teachers

◇ BAD WEATHER DAYS

April 10: Bad Weather Makeup Day #1
 May 25: Bad Weather Makeup Day #2

GRADING PERIODS

1. August 14 – September 20
2. September 23 – November 1
3. November 4 – December 18
4. January 8 – February 21
5. February 24 – April 9
6. April 13 – May 28

January 2020						
S	M	T	W	T	F	S
			1	2	3	4
5	6	7	8	9	10	11
12	13	14	15	16	17	18
19	20	21	22	23	24	25
26	27	28	29	30	31	

February 2020						
S	M	T	W	T	F	S
						1
2	3	4	5	6	7	8
9	10	11	12	13	14	15
16	17	18	19	20	21	22
23	24	25	26	27	28	29

March 2020						
S	M	T	W	T	F	S
1	2	3	4	5	6	7
8	9	10	11	12	13	14
15	16	17	18	19	20	21
22	23	24	25	26	27	28
29	30	31				

April 2020						
S	M	T	W	T	F	S
			1	2	3	4
5	6	7	8	9	10	11
12	13	14	15	16	17	18
19	20	21	22	23	24	25
26	27	28	29	30		

May 2020						
S	M	T	W	T	F	S
					1	2
3	4	5	6	7	8	9
10	11	12	13	14	15	16
17	18	19	20	21	22	23
24	25	26	27	28	29	30
31						

sponsored by

Common Ground Network, Inc. | Connecting Partners to Serve Our Community

Finding common ground in our community in order to serve Mansfield ISD families.

Services include: Assisting with MISD's school supply "Stuff the Bus" campaign, Christmas programs, Feed the Kids programs (Summer Feed Program & Weekend Backpack Program), and food drives to support local food pantries.

P.O. Box 1049 Mansfield, Texas 76063 • www.CommonGroundMansfield.org • 866-526-7069



OH RATS!!!

I have been getting calls about rats lately. I'm not talking about the cute little mice, I'm talking about the big ugly, dirty, sewer rats. Our neighborhood has two types of rats that are very common, the roof rat and the Norwegian sewer rat. The body of a Norwegian sewer rat can grow to be larger than a squirrel. Don't be deceived by its name. They got their name because they are commonly found running around in the sewers. However, it is very common to find them in the attic of a house. Why do rats get into the attic? The answer is simple, because they are looking for food, shelter, or water.



This is a very active time of the year for rodents. Rodents are the most active during the hottest time of the summer and the coldest time of the winter. This is because when it gets really hot outside or when it freezes it's hard for rodents to find water, so they come into structures looking for food and water.

Mother nature has played a trick on rats. They have very poor eyesight and they are nocturnal. That means when they come out at night they cannot see very well. However, their sense of smell is really good, similar to a dog's sense of smell. If there is any water in the attic they will smell it.

This time of the year it is very common for the drain pan in an air conditioning unit to get clogged. If the drain pan in an air conditioning system gets clogged water will sit in that drain pan. The rodents can smell that water and will make a nest close to the water source and then you will have rats living in the attic. Check your A/C unit and make sure the drain pan is not clogged. An easy way to do that is to look and see if water is dripping out of a small pipe that comes out of the eave, on the outside of your house. If you have water dripping out of this pipe then your drain is clogged. That pipe is the back up overflow drain for your air conditioning unit in the attic. If that secondary overflow drain gets clogged then you will have a leak coming through the ceiling. By checking your A/C unit in the attic to make sure the drain is not clogged you can prevent not only a leak in the roof but also keep rodents out of the attic.

Water sitting in a drain pan, in an attic, creates conducive conditions that will draw rodents into the attic. Be sure to check your A/C drain pan to prevent damage and keep rodents away. If you think you might have rodents in your attic and would like a free inspection call or text me, Brent Russell, Owner, Tarrant County Pest Control at 817-705-7171.

2019	JANUARY	FEBRUARY	MARCH	APRIL	MAY	JUNE
	S M T W T F S	S M T W T F S	S M T W T F S	S M T W T F S	S M T W T F S	S M T W T F S
	1 2 3 4 5 6 7 8 9 10 11 12 13 14 15 16 17 18 19 20 21 22 23 24 25 26 27 28 29 30 31	1 2 3 4 5 6 7 8 9 10 11 12 13 14 15 16 17 18 19 20 21 22 23 24 25 26 27 28 29	1 2 3 4 5 6 7 8 9 10 11 12 13 14 15 16 17 18 19 20 21 22 23 24 25 26 27 28 29 30 31	1 2 3 4 5 6 7 8 9 10 11 12 13 14 15 16 17 18 19 20 21 22 23 24 25 26 27 28 29	1 2 3 4 5 6 7 8 9 10 11 12 13 14 15 16 17 18 19 20 21 22 23 24 25 26 27 28 29 30 31	1 2 3 4 5 6 7 8 9 10 11 12 13 14 15 16 17 18 19 20 21 22 23 24 25 26 27 28 29 30 31

UPCOMING EVENTS

(all events are subject to change, please watch for updates.)

Social Committee

Back Pack Collection - June - Aug
(door prize ticket for backpack through August 16th)

Jazz night - Sep 14th - 6:00 pm - 8:30 pm

Fall Garage Sale - Sep 21st (weekend)

Fall Festival/Vendor Fair - Oct 19th - 11:00 am - 1:00 pm

Holiday Brunch - Dec 7th - 12:00 pm - 2:00 pm
(please bring an unwrapped toy for Santa Cop to attend)

Pool & Sports Committee

Meetings first Thursday of the month.

Yoga Classes - August 12th - 6:30 pm - 7:30 pm
August 17th - 8:30 am - 9:30 am
August 22nd - 6:30 pm - 7:30 pm

Fantasy Football Block Party - August 23rd - 6:00 pm - 8:00 pm

Safety Committee

National Night Out - Oct 1st - 6:30 pm - 8:30 pm

Santa Cop - Dec 7th - during our Holiday Brunch

Welcome Committee

Receptions - Quarterly (RSVP only, per invitation)

October 12th - 10:00 am - 11:30 am

Workshops

Blood Drive - July 27th - 9:00 am - 3:00 pm
(Carter Blood Care OnSite)

Do It Yourself Pest Control — Oh Rats - August 24th - 11:00 am

Tarrant County Pest Control

Termites, Ants, Rodents, Bed Bugs, Spiders, Fleas, Scorpions



Brent Russell
Owner, Certified Applicator
License Number 0561995
TDA TPCL 0570378

Call: 817-465-7378
Text: 817-705-7171
brent@bugbugbug.com
www.BugBugBug.com

Mira Lagos HOA Pet Tags




There are Free Mira Lagos Pet tags at the HOA office. Please see Cynthia at the HOA office to receive your tag. Each pet registered will have a unique number assigned in the event your pet gets out and is found. My dog Mia got hers and she loves all the fancy jewelry on her collar.

Can Mira Lagos Residents "PACK THE BUS?"

Elementary School Students

- Notebook paper
- #2 pencils
- Pink Erasers
- Scissors
- Glue (4 oz or sticks)
- Color pencils
- Crayons
- Back Packs
- Pens
- Construction Paper
- Washable Markers



Middle and High School School Students

- Composition books
- Dry erase markers/chalk
- Glue sticks
- Highlighters
- Kleenex
- Manila folders (writing portfolios)
- Paper towels
- Protractors (math classes)
- Rulers (math and science classes)
- Scissors
- Sticky Notes

Community School Supply Drive

You may have noticed an MISD bus has pulled up and parked behind the HOA clubhouse on S Camino Lagos! We are encouraging residents to help us make a local Title I school a better place for students & teachers by the simple act of providing school supplies! Drop off donated school supplies to the clubhouse during normal business hours from June 1-August 16. Residents who drop a backpack FULL of supplies will receive a ticket to be entered into a random drawing for a door prize. No limit to enter the drawing: (example: 6 filled backpacks = 6 tickets)

Recycling and Recycling bins

The City of Grand Prairie offers curbside recycling for all Grand Prairie residents. These recycling bins are open bins (have no lid) therefore, they are subject to the natural elements such as wind and wildlife. On really windy days recycled trash can blow into your neighbor's yard as well as into the ponds and lakes surrounding Mira Lagos.

Placing a leftover brick or something heavy on top of the recycle trash can help to prevent debris from blowing away and making a mess for other homeowner to have to pick up from their yards.



Blue Bags

You may also use blue-opaque plastic bags for extra recycling that does not fit in the green recycle bin. These blue bags are available for purchase at the following locations:

- Grand Prairie Landfill
- Albertson's*
- Kroger*
- Tom Thumb*
- Walmart*

New water bill customers get their first green bin free by showing their most recent water bill at the locations below (to show that you are paying for a Solid Waste service in Grand Prairie). Additional bins are just \$5 each.



Lake Parks Operations Center

5610 Lake Ridge Parkway, Grand Prairie TX 75052

(Call 972-237-4135 to confirm hours.)



Resident Notice

PAYMENT & BILLING OPTIONS

Dear Resident,

Welcome to FirstService Residential. As the managing agent for your community, we ask that you please review the following information on how we accept your payments.

Manage & Pay Your Charges Online

As the **preferred way** of accepting payments, we request that you create an account online with our provider, **ClickPay**. Through this convenient platform, you can view your balance due and make individual or automatic recurring payments from your smartphone, tablet or other media device.

Payments can be made online by e-check (ACH) from a bank account at no cost to you or by credit or debit card for a 2.95% fee. Get started by visiting the web address below and following the instructions listed:

www.ClickPay.com/FirstService

- ① Click **Register** and create your online profile with **ClickPay**
- ② **Connect Your Home** using the account number found on your coupon or statement
- ③ Set up **Automatic Payments** or click **Pay Now** to make one-time payments

Please set up your payments 3-5 business days prior to your "late date"

For help with your account or setting up payments online, please contact **ClickPay** through their online help center at www.ClickPay.com/GetHelp.

Mailing Address for Payments

If you choose to submit your payments by paper check, money order or through your bank's Online Bill Pay feature, please mail your payments to the address listed below.

Association Name
c/o FirstService Residential
P.O. Box 62047
Newark, NJ 07101

Please make all checks payable to the entity listed on your statement or coupon, include the remittance slip with your payments, and write the account number found on your statement or coupon in the notes section of your check or Online Bill Pay settings.

VACATION WATCH

“Vacation Watch” is a service provided to the residents of Grand Prairie, TX, while they are out of town. The beat officers or Citizens on Patrol will check the residence as often as possible.

To request this service, please fill out a request at least one day prior to your departure at www.gptx.org/index.aspx?recordid=67&page=19

Before you leave use this checklist to secure your home:

- Make sure your home looks lived in, not empty.
- Stop mail and cancel all deliveries or ask a friend to make daily collections.
- Leave shades and blinds in normal positions.
- Put an automatic timer on several lights and a radio.
- Have a neighbor keep your property maintained.
- Leave a key with a trusted neighbor.
- Tell a neighbor that you trust your departure and return dates.
- Supply an itinerary with phone numbers where you can be reached in an emergency.
- Lock all windows and doors including the garage doors before you leave.
- Don't advertise your plans to strangers.



Photo courtesy of Jennifer Sbranti with Hostess with the Mostess® • www.hwitm.com

BE KIND

Make a Gift Basket for New Neighbors

Be kind. What better way to be kind than to purposefully meet new neighbors and welcome them to the community. New neighbors could have been relocated from across the country or moved by a job from a different city and likely have no friends in the area. New neighbors have a need to feel welcome. You may feel shy or it can be difficult to knock on someone's door however if you have a purpose, it can be easier to do. One purpose to go, meet and welcome a new neighbor is to take a welcome basket. A gift basket doesn't need to cost a lot of money. Several neighbors on your street could even go together and begin a new tradition or activity to meet and welcome new people to your neighborhood.

A dollar store is a great source for plastic tubs, wicker baskets or even large plastic lidded food containers will work as a gift basket. Here are few items that can be placed inside the container:

- A roll of paper towels
- A box of tissues
- A small plant or fresh flowers (Trader Joe's has inexpensive plants and flowers)
- A dish scrubber
- Bottle waters
- A small package of nuts or trail mix (no peanuts)

Be sure to include a “Welcome to the Neighborhood” note from your family or neighbors along with the HOA phone numbers, a suggestion or two of great restaurants, a copy of the neighborhood newsletter and any helpful tips about the community.

Start a kindness trend in your community. Go, knock on the door, introduce yourself, give the basket and welcome your new neighbors.



YARD OF THE MONTH



Here are the 15 Winners of the July 2019 Yard of the Month Contest:



7403 Gallo



7332 Estela



7268 Bucanero



7216 Laguna



6860 Ensenada



3060 Nadar



3048 Trevino



2952 Montalbo



2935 N. Camino Lagos



2909 Fontana



2839 England Pkwy



2836 Mariposa



2832 Fontana



2828 England Pkwy



2604 Grand Colonial



CLUBHOUSE RESERVATIONS

If you have a clubhouse reservation on the calendar and you have not confirmed your reservation with the signing of the contract and paying the deposit within 30 days of your date then you will lose your date. Reminder that reservations must be canceled 2 weeks prior to the event to prevent losing your deposit.



As a nonprofit hunger relief organization, we distribute donated, purchased and prepared foods through a network of more than 340 Food Assistance Partners in 13 counties. Every day, we support the nutritional needs of children, families and seniors through education, advocacy and strategic partnerships.



North Texas Food Bank
4500 S. Cockrell Hill Road
Dallas, TX 75236-2028
214.330.1396
ntfb.org



Registering with FirstService Connect

<https://miralagos.connectresident.com/>

When visiting your community's landing page, navigate to the resident access section by selecting the Resident Access button.

For registration, we require a valid email address and a mobile phone number. If a mobile phone number is not available, a non-mobile phone number is allowed but will not be used for registration.

Once a user submits their registration information, there are a few scenarios that may occur.

YOUR EMAIL ADDRESS WAS FOUND

Your email address was found in our system. We will send you an email to the email address provided. In the email you will find a link to validate the email address. Once the email address is validated, you will be redirected to a registration form to complete your registration.

YOUR PHONE NUMBER WAS FOUND

We did not have your email in our systems, but your phone number was found. We will send you a SMS text message with a code to your phone number. You will then be prompted to enter the code provided to validate your phone number. Once the phone number is validated, you will be redirected to a registration form to complete your registration.

This code can include letters and numbers and is case sensitive.

YOUR EMAIL ADDRESS OR PHONE NUMBER IS ALREADY REGISTERED

Unfortunately, your email address or phone number could not be found in our system. If this is not correct, you will be prompted to contact customer care. The number will be displayed on the screen.

COMPLETE REGISTRATION FORM

Now that we have validated the information provided, fill out the registration form to complete the registration process.

Now that you have registered with FirstService Residential Connect, use the email address and password you created during registration to log in.

ACCEPT TERMS OF USE

On your first log in, you will be presented with the Terms of Use for FirstService Residential Connect. You must read through by scrolling down to the end to select the "I Agree" checkbox. You must agree to the Terms of Use in order to use the First Service Residential Connect. Once you have accepted the Terms of Use. You will not be asked again unless the terms have been updated.

INITIAL LINK TO PROPERTIES

Upon accepting the Terms of Use, the system will link you to your available properties based on your verified email address or phone number.

YOU ARE NOW READY TO USE FIRSTSERVICE RESIDENTIAL CONNECT FOR RESIDENTS.

Get Your Business Noticed Advertise Here

Call 972-396-8855 or info@communitynewsconnection.com for ad rates and sizes.

KEEP YOUR HOME SAFE WHILE ON VACATION



As the summer heats up, many of you will escape the daily grind and head out on a well-deserved vacation. But before you hit the road, take a few precautions so your home isn't enticing to thieves or susceptible to fire and other disasters. Not only is having your home vandalized or burnt to the ground a highly unpleasant way to return from a trip, but it also puts the rest of the association at risk, as these problems have the potential to spread quickly throughout the neighborhood. So, before you take off, consider implementing these safety tips to keep your home and our community secure.

CALL ON FRIENDS FOR HELP.

If you're going to be away a week or more, ask a trusted friend to check on your house every day or two—or better yet, housesit—while you're gone. Not only will they make sure nothing happens to your home, but you might also ask them to bring in your mail and newspapers, water plants or even feed Fluffy. Of course, it's a good idea to let your neighbors know a friend is monitoring your property so they don't call the police to thwart a perceived "break-in."

SET YOUR LIGHTS ON A TIMER.

Leaving your house unlit for days on end is a sure sign to burglars that it's empty, but so is keeping the lights on 24-7. A good way to handle the lights on/off conundrum is to set them on a timer that's scheduled to simulate your regular routine. Of course, if the lights seem a bit too simulated, that can be another telltale sign, so it's a good idea to set the

timers in individual rooms on staggered schedules to make the light coming from your home seem more natural.

STOP YOUR MAIL AND NEWSPAPER.

Nothing screams "nobody's home!" like a pile of newspapers strewn about your doorstep or an overflowing mailbox. So, if you can't get a friend or neighbor to collect them for you, it's best to have your mail and paper stopped if you're going to be out of town for awhile.

DON'T LEAVE THE SPARE HOUSE KEY LYING AROUND.

That fake rock where you keep the extra house key isn't as discrete as you think. Whether you keep a spare under your welcome mat, above the door frame or in a hide-a-key contraption, chances are it will take the nefarious types five minutes flat to find it and gain easy entry to your house. So take it with you, let a friend hold onto it or put it in a safe place inside your house, even if you're worried about losing your other keys. Because when it comes down to it, calling a locksmith is less traumatic than calling the police.

MAKE A LAST-MINUTE CHECKLIST.

Are all the windows and doors locked? Stove and oven turned off? How about all the faucets? Are the electronics unplugged and valuables secured? Take five minutes before you leave to ensure your house is vacation-ready. Another run-through of the house may seem unnecessary if you did it earlier in the day, but knowing you've left your house as safe as possible will help you kick back and have a great vacation.

Itch. Ouch. Scratch It's Bug Season!

Whether you're attacked while working in the garden, enjoying a picnic in the park or lounging by the pool, bug bites and stings are an inevitable summer annoyance. At best, bites and stings can be uncomfortable for a few days; at worst, they can be a serious, life-threatening hazard. Here are some tips on how to relieve the itch or sting and when to know if you should seek medical attention:

If the bite or sting is mildly painful or itchy, apply over-the-counter medication that contains Benadryl or cortisone for topical relief. Other home remedies, like a applying a paste made from baking soda and water, dabbing

on ammonia with a cotton ball, soaking in oatmeal baths or even applying toothpaste to the site may also provide relief.

Whatever you do, don't scratch. This can cause an infection and leave a scar. And it won't relieve the itch or sting.

If you feel faint, nauseous, dizzy or disoriented, or if you experience rapid heartbeat, difficulty breathing or your lips, tongue or throat swell, call 911 immediately. These symptoms indicate a severe allergy to the insect's venom. Administer an Epi-pen (injectable epinephrine) if one is available and administer CPR if symptoms worsen before



emergency personnel arrive. After the episode, follow up with a physician who can determine an allergy prevention treatment.

Stay alert for delayed symptoms around the bite or sting, like redness or swelling, which could indicate an infection or other condition. And see a doctor right away if you have a headache, fever or joint pain within a few days of being bitten. Some insects, like ticks and mosquitoes, can

infect their victims with serious, flulike illnesses, such as Rocky Mountain spotted fever, Lyme disease and West Nile virus, which only a physician can diagnose and treat.

Most important, use insect repellent when outdoors and wear light-weight, light-colored clothing over arms, legs and feet to keep insects off your skin. And avoid wearing perfume and fragrances, which can attract bugs.

ACC Use Only
Rq. No.
Phase

Mira Lagos Homeowners Association - ACC Property Modification Approval Request Form

As each of us bought our property in Mira Lagos, we agreed by our signatures to abide by the Declaration of Covenants, Conditions and Restrictions (a.k.a. CCRs or Deed Restrictions). The Deed Restrictions protect our property values by keeping Mira Lagos a highly desirable place to live. ACC (Architectural Control Committee) approval must be obtained prior to the start of your project. To avoid delay, make your request as complete as possible and type or print legibly. Incomplete requests will be returned for additional information. Incorrect information or changes made after approval invalidates approval. The ACC tries to assure that all changes to our properties conform to the appropriate Deed Restrictions. Thank you for your understanding and cooperation.

1. ABOUT THE RESIDENT(S) **EMAIL ADDRESS:**

Name(s)	
Address	
Phone	Best time to call:

2. ABOUT THE PROJECT

Proposed start date	Proposed completion date
Describe the nature of the project (attach pages as necessary)	
Location (attach sketch/drawing)	
Dimensions	Distance from fences and easements
Colors	Shape
Materials	
Builder	
Other (specify)	

IMPORTANT: Include plan view and elevation drawings (to scale) plus any other supporting documents indicating project's location and its relationship to property lines, neighbors, construction, easements, etc.

3. ABOUT THE REQUIREMENTS

YES	NO	N/A	
			I/We have read the appropriate Deed Restrictions
			I/We have obtained a Grand Prairie building permit (attach copy) City approval does not supersede deed restrictions.
			This project will require a fence removal (if yes, inform Association Manager)
			Completed project will be visible from the street
Check any that apply:			<input type="checkbox"/> Corner lot <input type="checkbox"/> Iron park fencing <input type="checkbox"/> Project already started

Homeowner's Signature	Date
-----------------------	------

Signature constitutes permission for ACC members to inspect property and agreement to abide by ACC's decision.

Mail this request, along with all supporting documents, drawings, photographs, etc. to:

FirstService Residential
3102 Oak Lawn Ave, Ste 202
Dallas, Texas 75219

**For additional information call:
817-473-6787**

Email –
manager@miralagoshoa.com